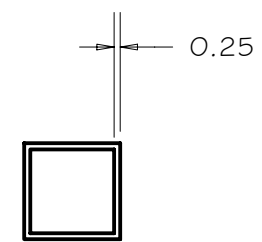
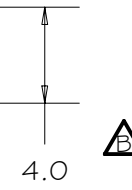
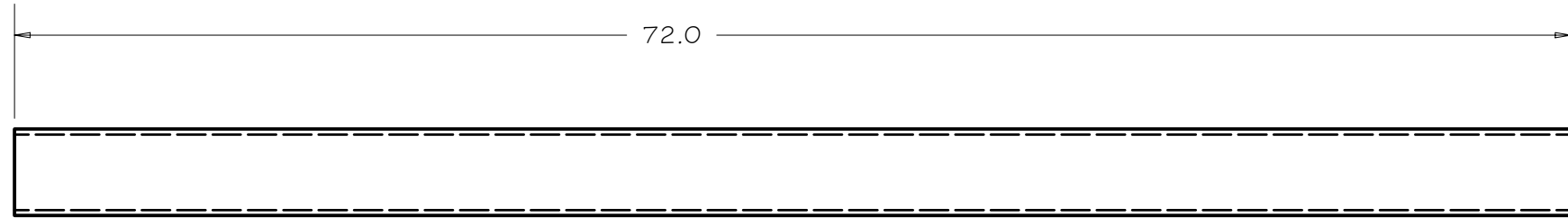
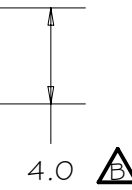


REV	DRWN	CHK'D	DATE	DESCRIPTION
B	VRW	VRW	10/27/04	CHANGE SIZE



SCALE 1 / 8

TOLERANCES UNLESS OTHERWISE NOTED:
 FRACTIONAL: 0"-6": ±1/64" 6"-24": ±1/32"
 24"+: ±1/16"
 DECIMAL: X.X: ±0.1000" X.XX: ±0.0100"
 X.XXX: ±0.0050" X.XXXX: ±0.0001"
 ANGLES: ±0.5° FINISH: 125 MICRO INCHES
 BREAK ALL SHARP EDGES & CORNERS 1/64" MAX

MATERIAL: STEEL TUBE
 FINISH:



DRAWN: vernon 9/9/2004
 CHECKED:
 DESIGNED: vernon
 ENGINEER: vernon

QTY: 1

Cassegrain ADC

TITLE: CROSS TUBE

PROJECT CODE: A8030
 DWG NO: A803 I
 REV: B
 1/1