

4

3

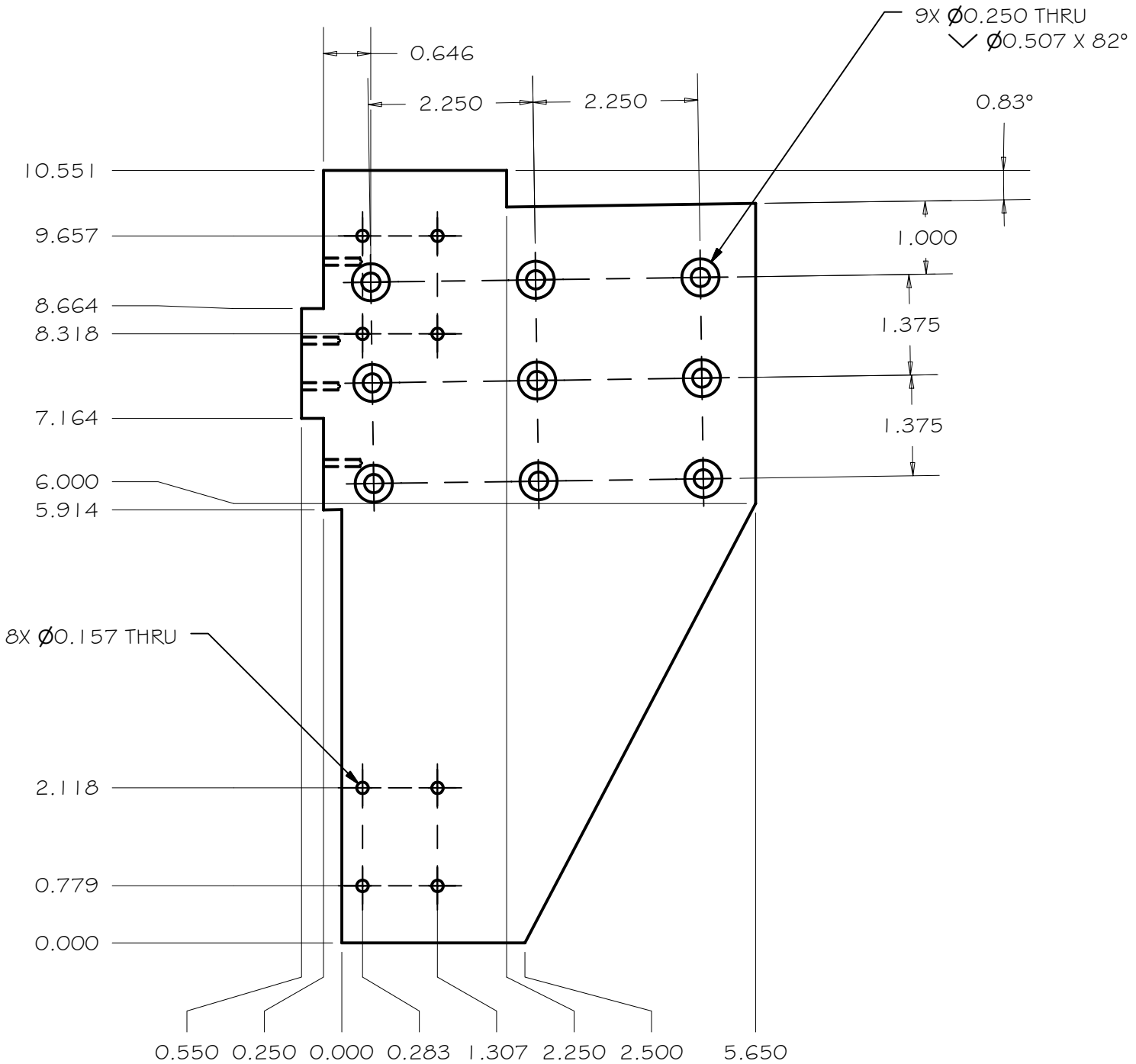
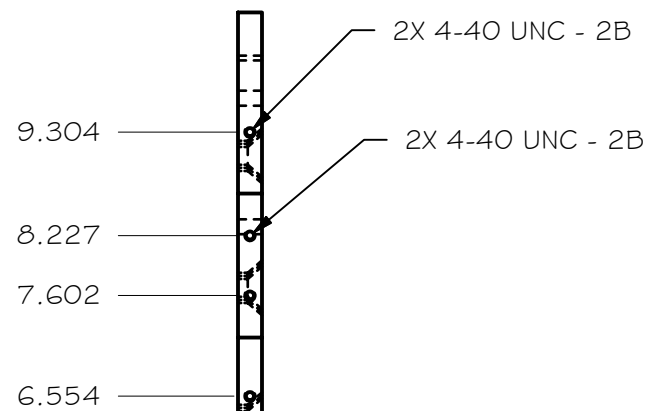
2

1

REV	DRWN	CHK'D	DATE	DESCRIPTION

B

B



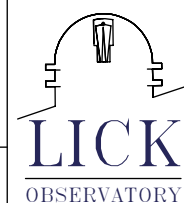
A

A

SCALE 1 / 2

TOLERANCES UNLESS OTHERWISE NOTED:
 FRACTIONAL: 0"-6": $\pm 1/64"$ 6"-24": $\pm 1/32"$
 24"+: $\pm 1/16"$
 DECIMAL: X.X: $\pm 0.1000"$ X.XX: $\pm 0.0100"$
 X.XXX: $\pm 0.0050"$ X.XXXX: $\pm 0.0001"$
 ANGLES: $\pm 0.5^\circ$ FINISH: 125 MICRO INCHES
 BREAK ALL SHARP EDGES & CORNERS 1/64" MAX

MATERIAL: STEEL
 FINISH: 2



DRAWN: vernon
 CHECKED: 5/17/2005
 DESIGNED: vernon
 ENGINEER: vernon

QTY: 1

Cassegrain ADC

TITLE: SLIDE MOUNT, FWD, RIGHT

PROJECT CODE: A2001
 DWG NO: A2058
 REV: A

4

3

2

1

