

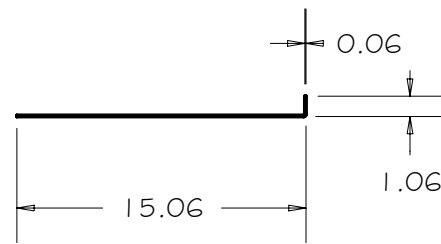
4

3

2


1

REV	DRWN	CHK'D	DATE	DESCRIPTION
-----	------	-------	------	-------------



SCALE 1 / 10

TOLERANCES UNLESS OTHERWISE NOTED:  
 FRACTIONAL: 0"-6": ±1/64" 6"-24": ±1/32"  
 24"+: ±1/16"  
 DECIMAL: X.X: ±0.1000" X.XX: ±0.0100"  
 X.XXX: ±0.0050" X.XXXX: ±0.0001"  
 ANGLES: ±0.5° FINISH: 125 MICRO INCHES  
 BREAK ALL SHARP EDGES & CORNERS 1/64" MAX



MATERIAL	FINISH
304 SS	

DRAWN	vernon	7/20/2005
CHECKED		
DESIGNED	vernon	
ENGINEER	VRW	

Sol-Gel Facility	
TITLE	
HARDENING TANK BOTTOM	

QTY: 1

PROJECT CODE	DWG NO	REV
SG3510	SG3511	A
NEXT ASSY		1/2

4

3

2

1

B

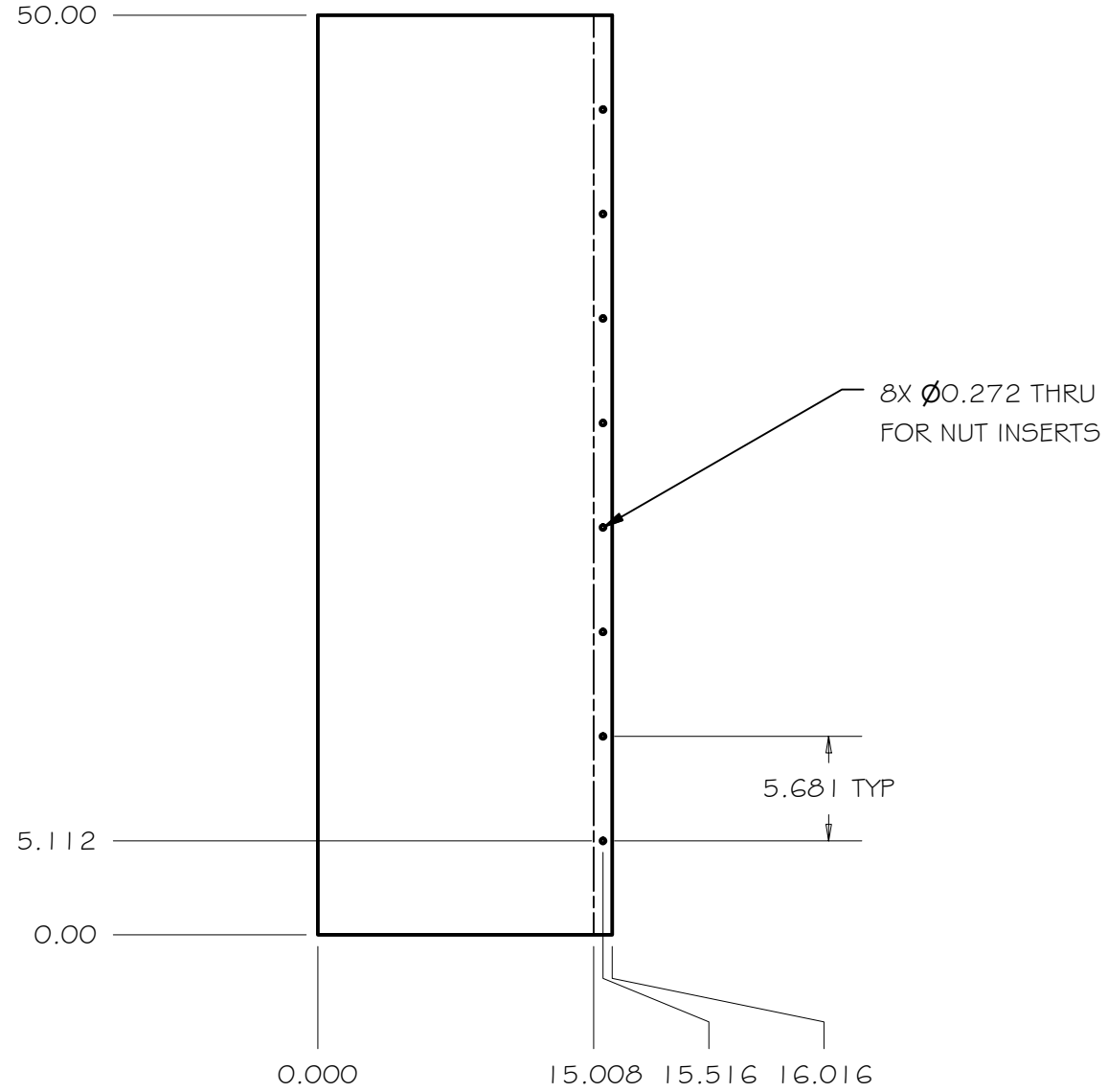
B

A

A


REV	DRWN	CHK'D	DATE	DESCRIPTION
-----	------	-------	------	-------------

FLAT PATTERN



SCALE 1 / 10

TOLERANCES UNLESS OTHERWISE NOTED:	
FRACTIONAL: 0"-6": ±1/64"	6"-24": ±1/32"
24"+: ±1/16"	
DECIMAL: X.X: ±0.1000"	X.XX: ±0.0100"
X.XXX: ±0.0050"	X.XXXX: ±0.0001"
ANGLES: ±0.5° FINISH: 125 MICRO INCHES	
BREAK ALL SHARP EDGES & CORNERS 1/64" MAX	
MATERIAL	FINISH
16 GA 304 SS	



DRAWN	vernon	7/20/2005	Sol-Gel Facility	
CHECKED				
DESIGNED	vernon		TITLE	
ENGINEER	VRW		HARDENING TANK BOTTOM	
QTY: 1			PROJECT CODE	DWG NO
			SG3510	SG3511
			NEXT ASSY	REV
				A
				2/2