

4

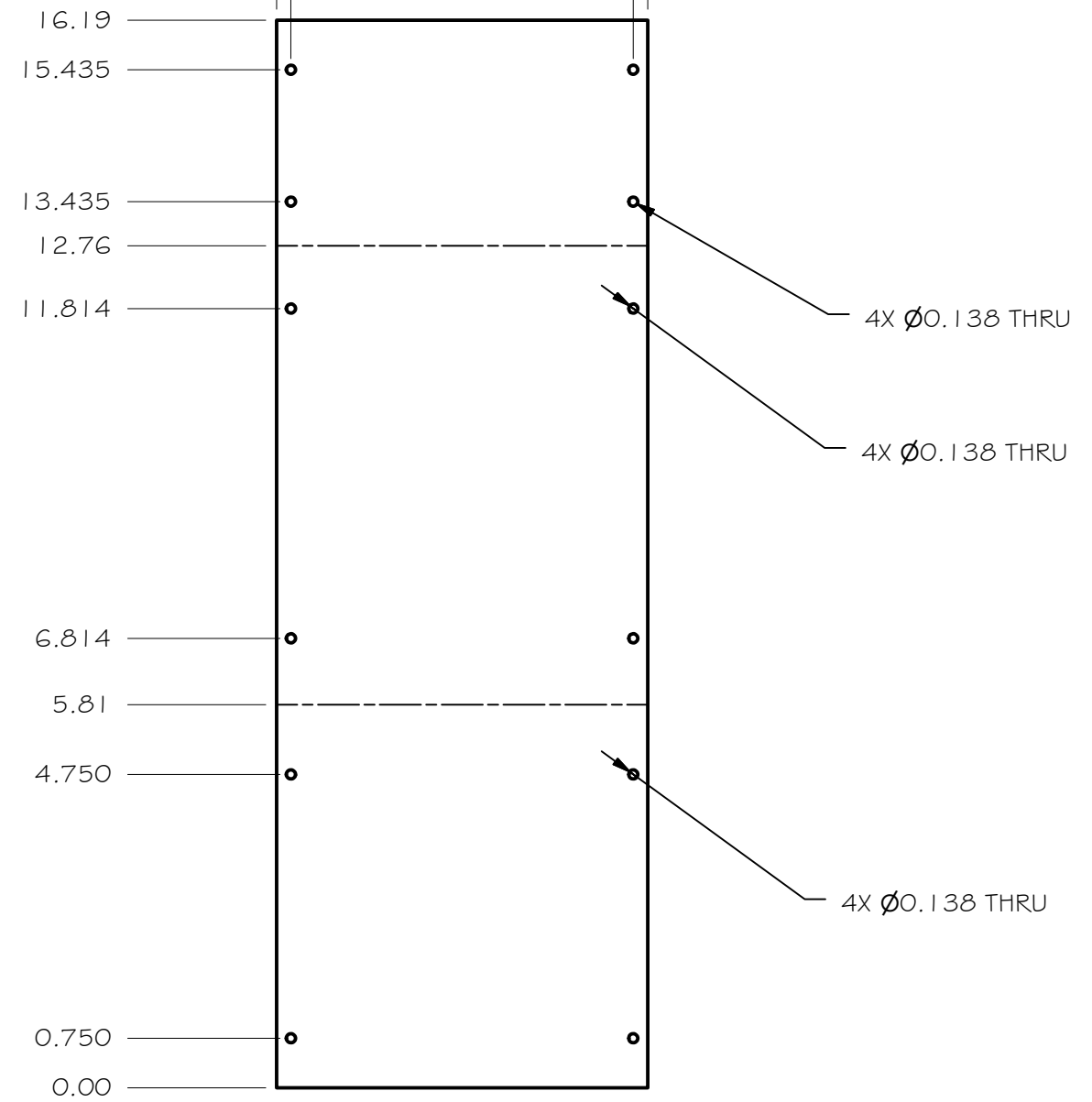
3

2

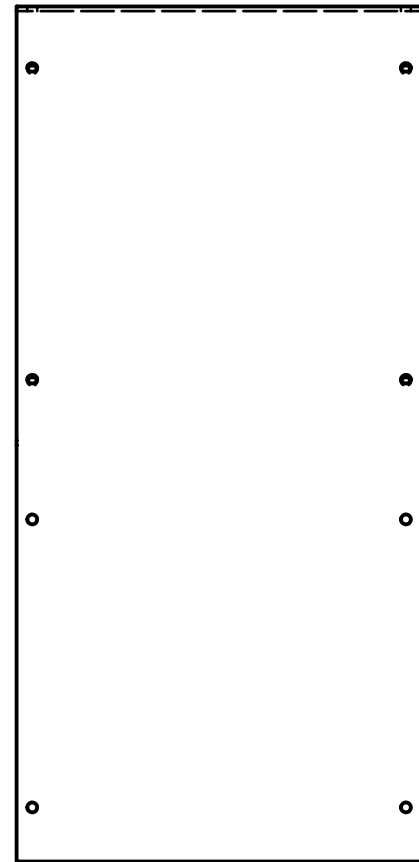
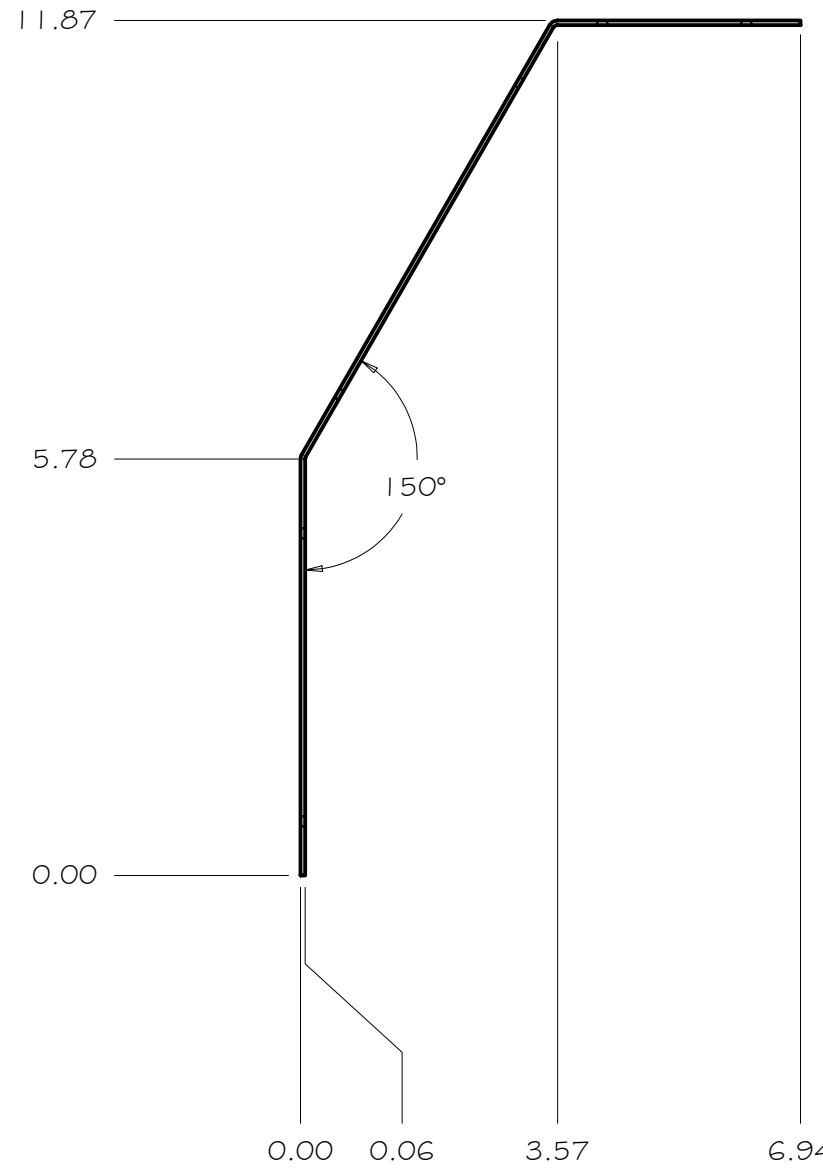
1

REV	DRWN	CHK'D	DATE	DESCRIPTION
-----	------	-------	------	-------------

0.000 0.216 5.406 5.625



SCALE 3 / 8



SCALE 3 / 8

TOLERANCES UNLESS OTHERWISE NOTED:
 FRACTIONAL: 0"-6": ±1/64" 6"-24": ±1/32"
 24"+: ±1/16"
 DECIMAL: X.X: ±0.1000" X.XX: ±0.0100"
 X.XXX: ±0.0050" X.XXXX: ±0.0001"
 ANGLES: ±0.5° FINISH: 125 MICRO INCHES
 BREAK ALL SHARP EDGES & CORNERS 1/64" MAX

MATERIAL: 6061-T6 ALUMINUM

FINISH: 2



DRAWN	vernon	1/5/2005
CHECKED		
DESIGNED	vernon	
ENGINEER	vernon	

QTY: 1

PROJECT CODE		DWG NO	REV
NEXT ASSY		A3215	A
A3210			1

Cassegrain ADC

CONNECTION BOX, COVER

A3215

B

B

A

A

4

3

2

1