

4

3

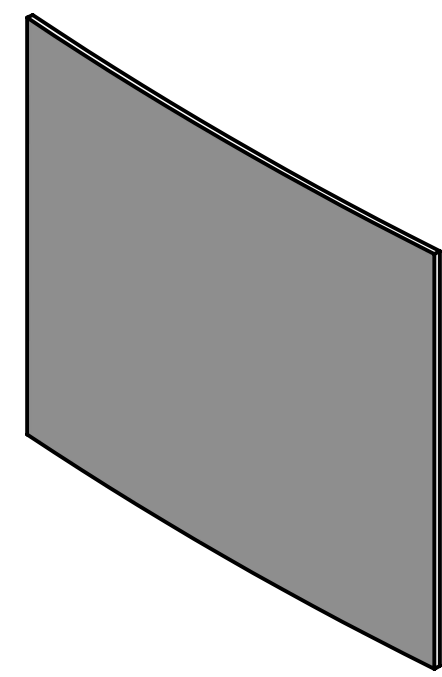
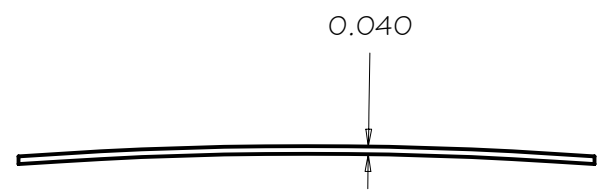
2

1

| REV | DRWN | CHK'D | DATE | DESCRIPTION |
|-----|------|-------|------|-------------|
|-----|------|-------|------|-------------|

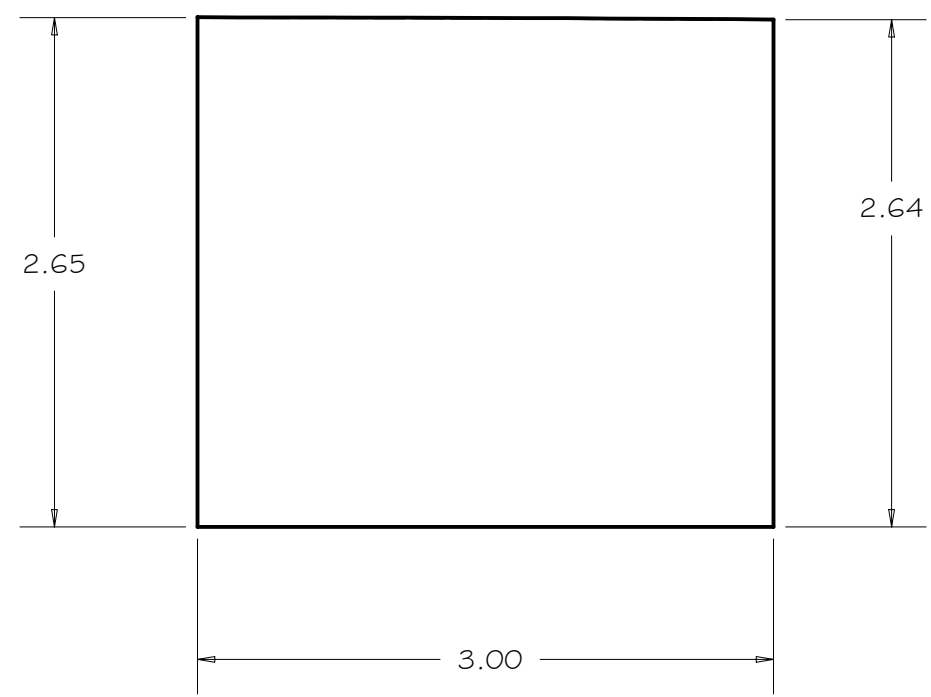
B

B



A

A



A

A

TOLERANCES UNLESS OTHERWISE NOTED:
 FRACTIONAL: 0"-6": ±1/64" 6"-24": ±1/32"
 24"+: ±1/16"
 DECIMAL: X.X: ±0.1000" X.XX: ±0.0100"
 X.XXX: ±0.0050" X.XXXX: ±0.0001"
 ANGLES: ±0.5° FINISH: 125 MICRO INCHES
 BREAK ALL SHARP EDGES & CORNERS 1/64" MAX



| | | |
|----------|--------|-----------|
| DRAWN | vernon | 2/23/2004 |
| CHECKED | | |
| DESIGNED | vernon | |
| ENGINEER | vernon | |

| | |
|-----------------------------|--|
| Cassegrain ADC | |
| TITLE RADIAL SPACER, AFT | |

| | |
|----------|--------|
| MATERIAL | FINISH |
| MYLAR | |

| |
|--------|
| QTY: 1 |
|--------|

| | |
|--------------|--------|
| PROJECT CODE | DWG NO |
| A2002 | A2061 |

| | |
|-----|---|
| REV | A |
| 1 | 1 |

4

3

2

1