

4

3

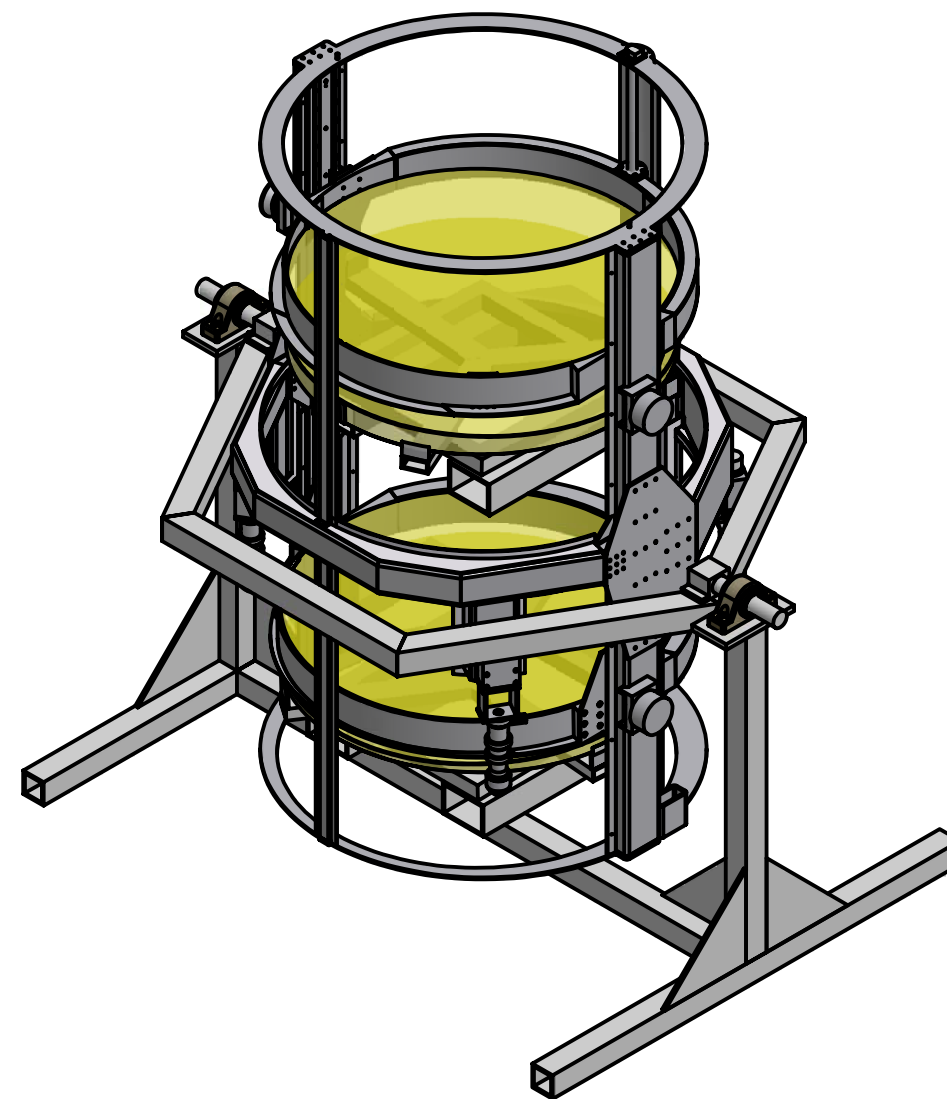
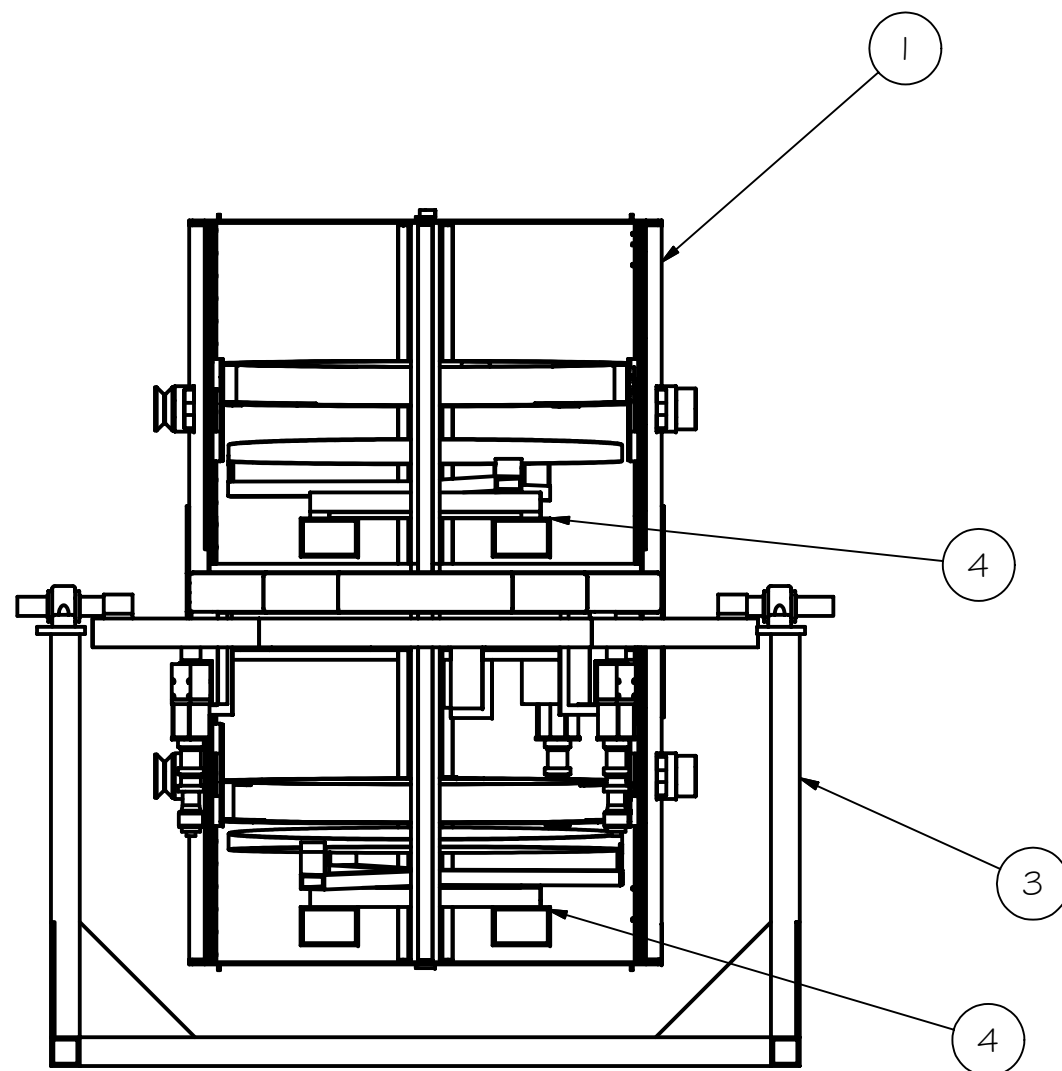
2

1

REV	DRWN	CHK'D	DATE	DESCRIPTION

B

B



A

A

A

A

4


3

2

1

Parts List			
ITEM	QTY	PART NUMBER	DESCRIPTION
1	1	A0001	CASSEGRAIN ADC
2	1	A8010	FRAME, TEST
3	1	A8030	STAND, TEST
4	2	A8060	PRISM INSTALLATION FIXTURE

TOLERANCES UNLESS OTHERWISE NOTED:
 FRACTIONAL: 0"-6": ±1/64" 6"-24": ±1/32"
 24"+: ±1/16"
 DECIMAL: X.X: ±0.1000" X.XX: ±0.0100"
 X.XXX: ±0.0050" X.XXXX: ±0.0001"
 ANGLES: ±0.5° FINISH: 125 MICRO INCHES
 BREAK ALL SHARP EDGES & CORNERS 1/64" MAX



DRAWN	vernon	4/20/2004
CHECKED		
DESIGNED	vernon	
ENGINEER	vernon	

PROJECT CODE		DWG NO	REV
NEXT ASSY		A8002	A
N/A			1

Cassegrain ADC

PRISM INSTALLATION